

MAIL MASTER SORT MODULES

Mail master offers the most extensive assortment of sort modules, all designed to ease the flow of any sort function.

Cabinets constructed of machine

fabricated wood parts are hand assembled and finished in a wide variety of high pressure laminate colors*. Interiors in light gray, almond or white laminate complement exterior colors.

Chrome plated steel shelf tracks allow shelf adjustment in one inch increments.

Heavy duty adjustable steel shelves feature 1/2" label area and front cut out for viewing contents. Larger shelves (legal size, over-size, and courier bag size) are reinforced with rigid welded steel strips. Shelf lock pins may be added to any sort shelf, but are not required.

Select any of these heights.....For any of these module styles.
In any Mail Master paint and laminate color combination.

19-1/2" High Sort Module
18" Interior Clearance.
Five shelves per vertical section.



26-1/2" High Sort Module
25" Interior Clearance.
Seven shelves per vertical section.



31-1/2" High Sort Module
30" Interior Clearance.
Nine shelves per vertical section.



*Back panel exterior not laminated unless specified.



LETTER SIZE

Interior shelf clearance:
9-1/4"W x 11-1/4"D.
Select from models one to six
sections wide in any of three
heights. Combine and stack
modules to meet requirements.



LEGAL SIZE

Interior shelf clearance:
11-1/4"W x 15-1/2"D.
Select from models one to six
sections wide in any of three
heights. Combine and stack
modules to meet requirements.



OVERSIZE

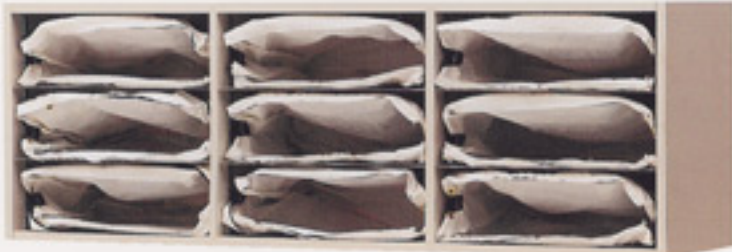
Interior shelf clearance:
13-1/2"W x 15-1/2"D.
Select from models one to five
sections wide in any of three
heights. Combine and stack
modules to meet requirements.



PRE-SORT

Interior shelf clearance:
5-1/2"W x 11-1/4"D.
Select from models one to nine
sections wide in any of three
heights. Combine and stack
modules to meet requirements.

COURIER SORT MODULES



Interior shelf clearance: 17-3/4"W x 15-1/2"D x 6"H. Select
from models one to four sections wide. Designed for reusable
nylon Priority Mail or courier pouches 18"W x 14"D with 4"
gusset. Specially designed shelf keeps pouch open to provide
direct sorting. Shelf lock pins included. Pouches ordered sep-
arately.

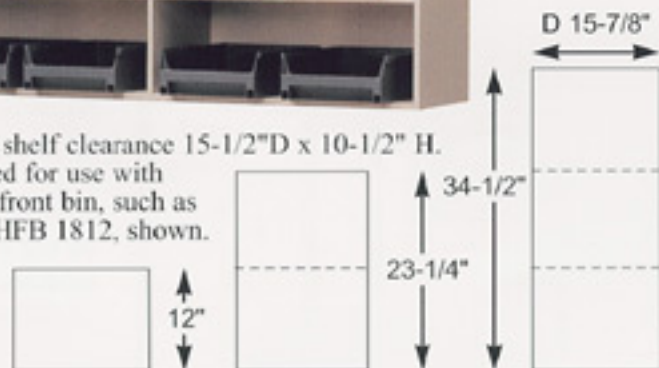
Module Height	Pouch Capacity Per Section
19-1/2"	3
26-1/2"	4
31-1/2"	5



BIN SORT MODULES

Interior shelf clearance 15-1/2"D x 10-1/2" H.
Designed for use with
hopper-front bin, such as
Model HFB 1812, shown.

Side views



ACCESSORIES

SHELVES

All REI Sort Modules include shelves.
Additional shelves available for all sizes.



Pre-sort
LS 06



Letter size
LS 12




Legal size
LS16



Oversize
OS14

SORT BINS

Use hopper front bins
with Mail Master Bin
Sort Modules. Model
HFB1812 shown.



PLEX DISPLAY HEADER

Mounts above sort module
to display routing guides
easy to see, yet out of the
way.



PLEX DOORS

Designed for use on open
back sort modules. Order one
door per vertical section, per
module. Chrome hinges and
door knob.



PRIORITY MAIL/ COURIER POUCH

Reusable nylon Priority Mail
or courier pouch for use with
Courier Sort Modules.
Minimum order 100 bags.



TAG HOLDERS

Select from three styles:
• Nickel Plated Steel Holder 2" or 4" x 1/2"
• Flexible Magnetic Holder 1/2" high or 1" high, sold by linear
foot. Cuts with scissors.
• Clear Plastic Holder with labels 3" x 1/2".